

**GALAXY**  
VANS

**LIMO**

**SHUTTLE**

**MOBILITY**



**Waldoch**  
Luxury Vans & Off-Road Trucks

Waldoch is a nationwide RAM approved specialty vehicle manufacturer. We specialize in building unique packages to fit the lifestyle of each consumer.

**PROMASTER**

# LUXURY CONVERSION VANS TO FIT YOUR PLEASURE

**GALAXY**  
VANS



The Waldoch conversion van has changed dramatically over the years. Back in the 70's a disco ball, green shag carpet and some stained plywood finished a clean and quality conversion. Today wood grain is out and high quality is in, with French stitched ultra-leather, plush interior, vinyl wood flooring, multi-color LED lighting, and fold down TV screens larger than are in some homes. Our vans have a polished exterior with unique graphics, paint to match running boards. We remove every black textured plastic piece and paint it to compliment the overall clean and elegant look. Our top of the line Galaxy Van package features color keyed side moldings, bumper insert fog lights and all trim pieces painted for a polished and elegant look.

Premium seating features leather fully adjustable captain's chairs with added comfort like power lumbar power recline and heat for lasting comfort. A fully automatic rear bench that reclines to a bed is a great feature for those impromptu rest stops on a long road trip. At each passenger seat enjoy all the comforts and conveniences you would expect from a Waldoch van like USB charging ports, individual passenger lighting and climate control venting. Close all the shades and use the LED mood lighting to enhance the cinema experience provided by an LCD display and surround sound TV that flips down out of the headliner 32" large and LED 1080P screen.

# MOBILITY CONVERSION

**MOBILITY**

The Galaxy vans and the Waldoch Shuttle buses and Limo can have a handicap wheelchair put in any one of the 3 models waldoch manufactures. Starting with the Galaxy Promaster Conversion van, you take of the first row of seating and the mobility lift mounts right at the door. The Waldoch Mobility vans can be put in the side or the rear door. Waldoch works with mobility installers all over American, if you have a mobility company you are working with and would like to get a full size van. Give us a call and we will help you get the van of your dreams and keep your mobility company right in your home town. They know you the best with the different service needs you might have over the year. Waldoch does have a local installer that they work with if you don't have one you are working with. Handicap full size conversion vans can be a lot to take on that is why we have a proven way we have done it and its leaving the customer with a smile. Handicap vans can have the B&D transfer seats that will allow the seat to come back and pick the person up to move them in position if it's not easy to get into the driver or passenger seat. We also offer the ability to lock your wheel chair right in the passenger or driver position of the vehicle. It's called the EZ lock system. Simply push a button to release and you are set. The Q'straint tie down is our most popular and cost effective way to hold down the wheel chair, you do need a second person to help tie the person in the wheel chair or motorized chair down. The hand controls for the wheelchair and handicap vans is the best way for you to be in the driver seat and brake and gas with your hands, not having to worry about the pedals below. the Handicap steering wheel knob is a great way so you don't have to have 2 hands on the wheel while brake or accelerator.

- Working with any mobility installer in the US - American
- Understand the need and wants of the customer with ease of use in mind.
- Works with all different mobility lift companies
- Manufactures person use handicap and mobility van
- Manufactures commercial handicap and mobility shuttle vans



# WALDOCH MOBILITY PROMASTER

# MOBILITY

## STANDARD FEATURES

### STANDARD FEATURES

- ✔ Full View Factory Windows (van ordered with options)
- ✔ Altro Wood Smooth Acoustic - Gray
- ✔ Automotive Composite one piece Headliner Throughout
- ✔ Rear Storage Area
- ✔ Webasto Rear Heat and Air Conditioning w/ Overhead Venting

### DELUXE SHUTTLE DESIGN SEATING (Not included in open floor plan)

- ✔ High Traffic Grey Vinyl Seating Standard as seen in the Floor Plans
- ✔ Open Floor Plans do not include seating, Must pick options\*\*
- ✔ Hand Rails Stainless Right and Left Side Siding Door opening

### MOBILITY (Not included in open floor plan)

- ✔ Braun Millennium 800 LB. 34"X51" - Commercial use
- ✔ Qstraint Slide N' Click Kit's
- ✔ Interlock System
- ✔ Q-Straint Bags (2) Mount on Rear Driver Wall

### SAFETY FEATURES

- ✔ Fire Extinguisher
- ✔ First Aid Kit



OPTIONAL  
FEATURE



OPTIONAL  
FEATURE



OPTIONAL  
FEATURE

# MOBILITY

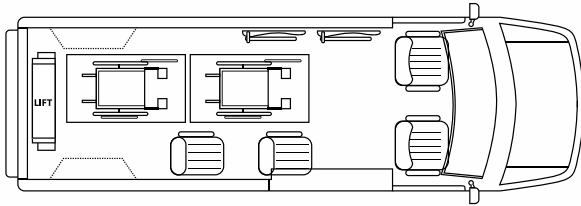
OPTIONAL  
FEATURE



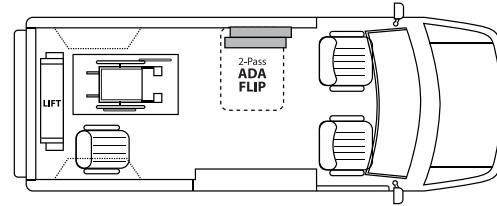
# WALDOCH MOBILITY PROMASTER

**MOBILITY**

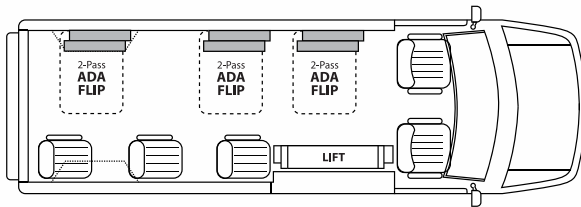
## LAYOUTS



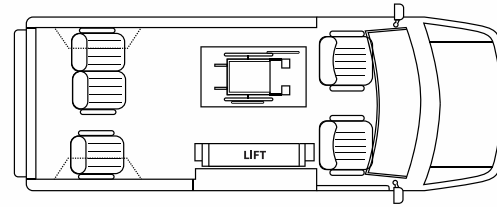
159" LIFT  
8 PASSENGER  
2 WHEEL CHAIRS



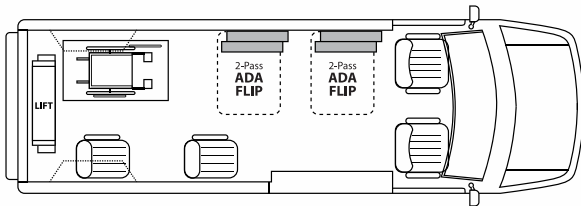
136" REAR LIFT  
5 PASSENGER  
1 WHEEL CHAIR



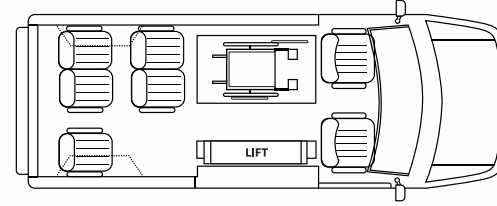
159" SIDE LIFT  
11 PASSENGER  
3 WHEEL CHAIRS



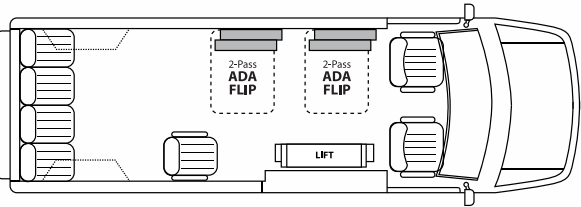
136" SIDE LIFT  
5 PASSENGER  
1 WHEEL CHAIR



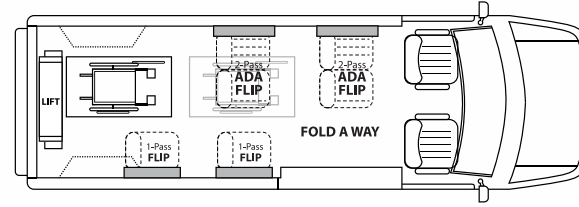
159" REAR LIFT  
8 PASSENGER  
3 WHEEL CHAIRS



136" SIDE LIFT  
7 PASSENGER  
1 WHEEL CHAIR



159"  
11 PASSENGER  
3 WHEEL CHAIRS

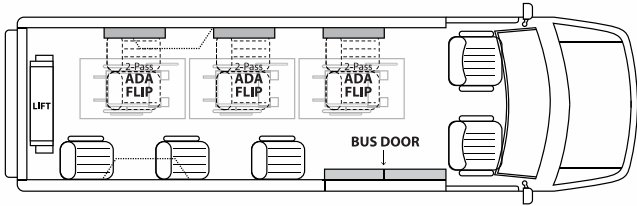


159" REAR LIFT  
8 PASSENGER  
2 WHEEL CHAIR

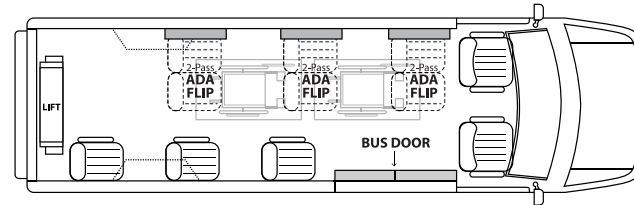
# WALDOCH MOBILITY PROMASTER



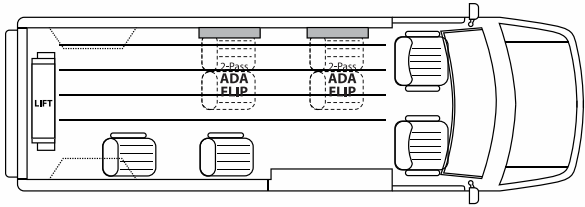
## LAYOUTS



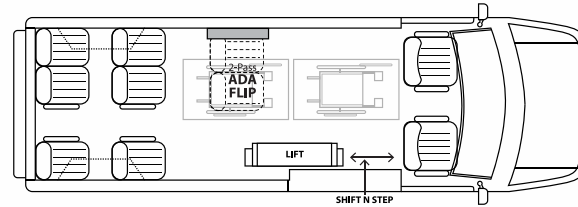
159" EXT  
REAR LIFT  
11 PASSENGER  
3 WHEEL CHAIR



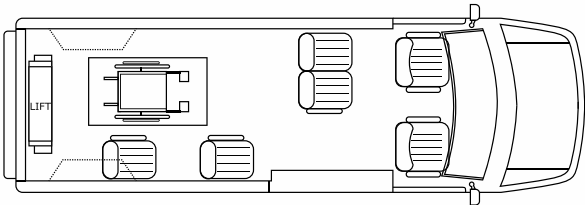
159" EXT  
REAR LIFT  
11 PASSENGER  
2 WHEEL CHAIR



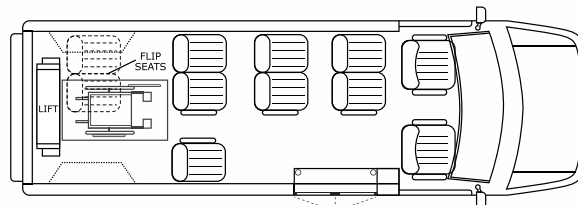
159" REAR LIFT  
8 PASSENGER



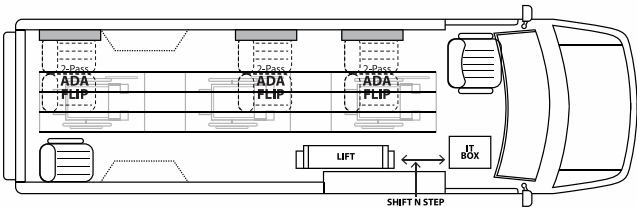
159" SIDE LIFT  
10 PASSENGER  
4 WHEEL CHAIR



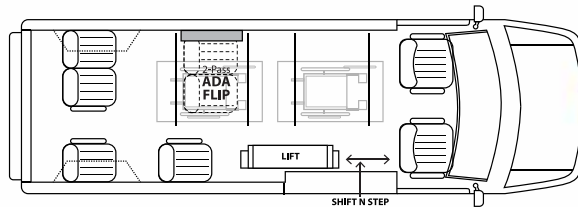
159" REAR LIFT  
6 PASSENGER  
1 WHEEL CHAIR



159" REAR LIFT  
11 PASSENGER  
1 WHEEL CHAIR



159" EXT  
SIDE LIFT  
8 PASSENGER  
3 WHEEL CHAIR



159" SIDE LIFT  
8 PASSENGER  
2 WHEEL CHAIR

# WALDOCH MOBILITY PROMASTER

# MOBILITY

## OPTIONAL FEATURES

### ELECTRONICS

- 22" Flip-Down LCD Monitor w/DVD and Headphones
- Factory Speaker Upgrade Add Rear Speakers

### MOBILITY LIFT

- Braun Millennium 800 LB. 34" X51" usable platform - Commercial use - Rear Entry
- Braun Millennium 800 LB. 34" X51" usable platform - Commercial use - Side Entry
- Braun Century 1000LB. 34"x51" usable platform - Commercial use - Rear Entry

### TIE DOWN

- Qstraint L-Track Kit (4) Retractors (1) Retractable lap Shoulder Belt (4) L- Tracks 15"
- Qstraint Slide N' Click Kit (4) Retractors (1) Retractable lap shoulder belt (4) Slide Bottom
- QRT 360 Tie Down w/Slide 'N Click (puck) Retractable Shoulder/Lap (bags mounted on wall)

### INTERIOR

- Hand Rails Stainless Right and Left Side Sliding Door opening
- Hand Rail stainless Right side passenger Sliding Door opening
- Insulation Package all size Vans Walls & Headliner
- Upgraded Rear Heat & Air System - Second Condenser & Compressor
- Pro Air Rear Heat Only for Door opening (Cold weather)

### EXTERIOR

- Color Keyed Wheel to Wheel Fiberglass Pony Running Boards
- Exterior Paint on Side Moldings
- Power Side Step on Sliding Passenger Door Only
- Grip Driver and Passenger Side Step 7" width Black Aluminum Finish
- Grip Passenger Only Side Step 7" width Aluminum Finish
- Window Tint - Front Two Windows
- Window Tint - All Windows

### SEATING

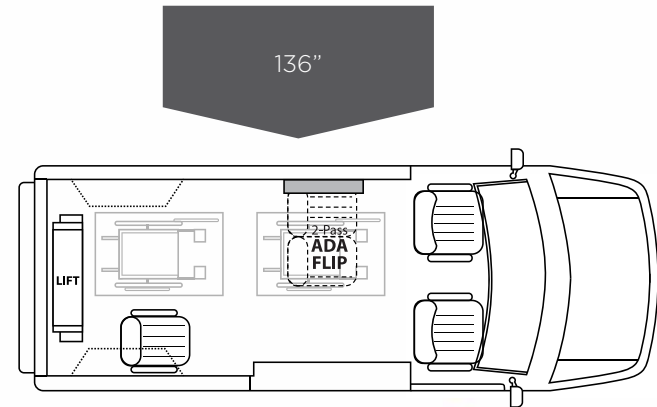
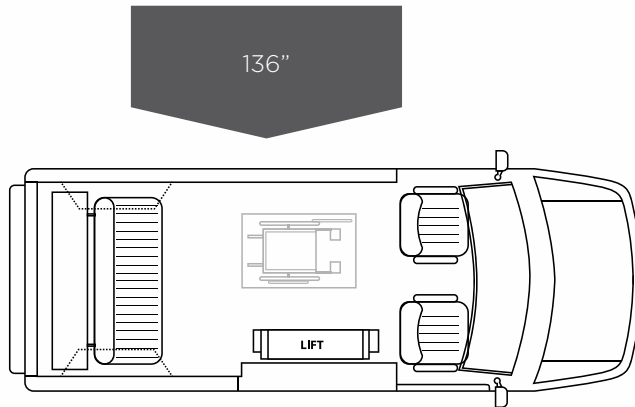
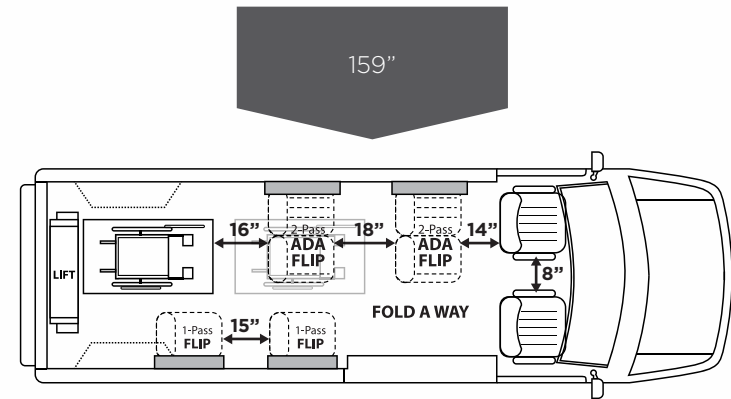
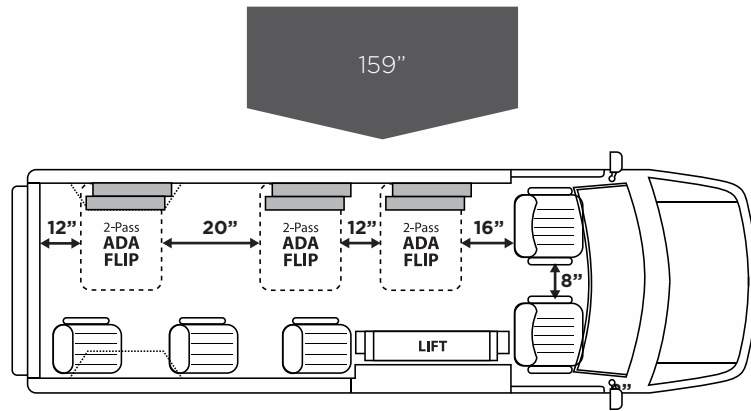
- Ultra Soft Leather Upgrade Package
- High Back Plush Leather Shuttle Seats 16" wide x 30" tall
- Vinyl Seating Upgrade Package
- Single Seat Cloth 18" Wide X 30" Long (Put number in box for open floor plan)
- Double Seat Cloth 35" w X 30" Long (Put number in box for open floor plan)
- Flip Single Seat Cloth 18" w X 25" Lg Seated - Flip 13" (Put number in box for open floor plan)
- Fold-a-way Double Seat Cloth 36" w X 25" Lg (Put number in box for open floor plan)



# WALDOCH MOBILITY PROMASTER




## SIZINGS




# WALDOCH VAN COLOR AND TRIM OPTIONS


## EXTERIOR COLORS




SHADOW BLACK  
(G1)




INGOT SILVER  
(UX)




STONE GRAY  
(D1)



OXFORD WHITE  
(YZ)




WHITE GOLD  
(GN)



BLUE JEAN  
(N1)

## SEATING




LATTE WITH  
CREAM  
PIPING



STEERHIDE  
WITH BLACK  
PIPING




BLACK WITH  
PEWTER  
PIPING



QUICKSILVER  
WITH MEDIUM  
ALABASTER




PEWTER  
WITH BLACK  
PIPING



MEDIUM  
NEUTRAL  
(TAN) WITH  
M. NEUTRAL  
PIPING




CREAM WITH  
CHAMOIS  
PIPING



BLACK  
CLOTH



TAN  
CLOTH




GRAY  
CLOTH

## FLOORING



TAN WOOD  
VINYL  
FLOOR



GRAY WOOD  
VINYL  
FLOOR



BROWN  
WOOD  
VINYL FLOOR



TAN  
CARPET




BLACK  
CARPET



GRAY  
CARPET

## VAN TRIM



WALNUT  
WOOD  
WTP-105



STRAIGHT  
GRAIN GRAY  
WTP-154



DARK  
BURLWOOD  
WTP-231



COCOA  
BURLWOOD  
WTP-302



CARBON  
FIBER  
WTP-137



BIRDSEYE  
MAPLE  
WTP-371

**Waldoch**